


Connect to PVSD Hotspot on Chromebook

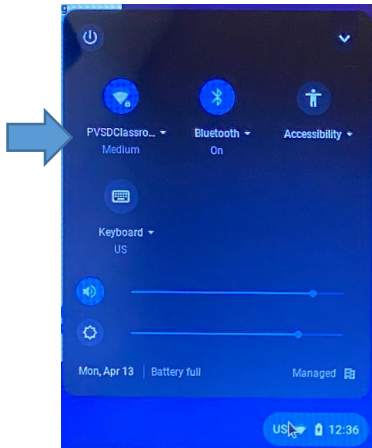
Power on MiFi by pressing power button and wait for Green Lights



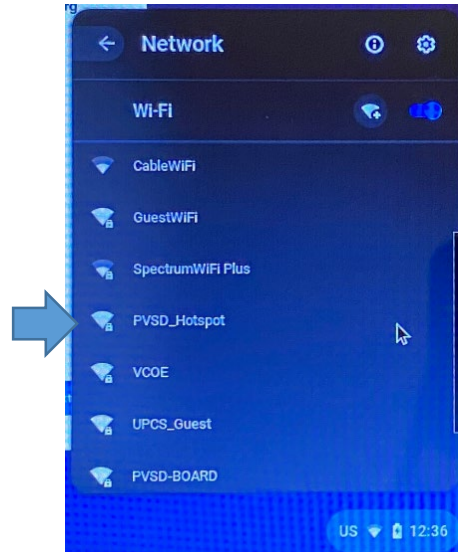
1. Click on Clock/WiFi/Battery on bottom right of Chromebook



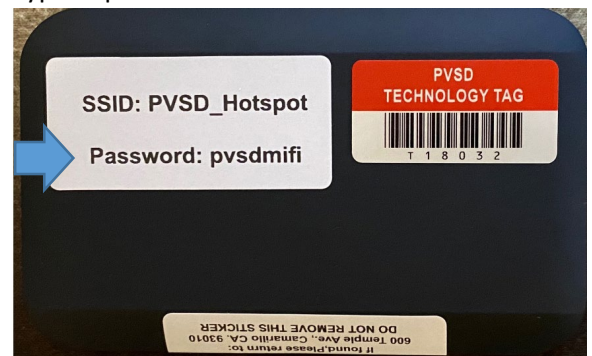
2. Click on WiFi Icon to find SSID



3. Select SSID PVSD_Hotspot



4. Type in password found on back of MiFi



*Please note due to limited supply of Hotspots we are unable to replace lost/stolen devices or chargers.